

# PERCUSSIVE ARTS SOCIETY INTERNATIONAL DRUM RUDIMENTS

ALL RUDIMENTS SHOULD BE PRACTICED: OPEN (SLOW) TO CLOSE (FAST) TO OPEN (SLOW) AND/OR AT AN EVEN MODERATE MARCH TEMPO.

## I. ROLL RUDIMENTS


### A. SINGLE STROKE ROLL RUDIMENTS


1. SINGLE STROKE ROLL \*   
R L R L R L R L

2. SINGLE STROKE FOUR   
R L R L R L R L  
L R L R L R L R


3. SINGLE STROKE SEVEN   
R L R L R L R  
L R L R L R L


### B. MULTIPLE BOUNCE ROLL RUDIMENTS

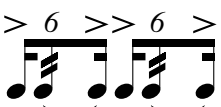
4. MULTIPLE BOUNCE ROLL 

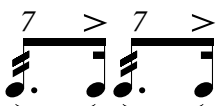
5. TRIPLE STROKE ROLL   
R R R L L L R R R L L L

### C. DOUBLE STROKE OPEN ROLL RUDIMENTS


6. DOUBLE STROKE OPEN ROLL \*   
R R L L R R L L

7. FIVE STROKE ROLL \*   
R R L L L R R

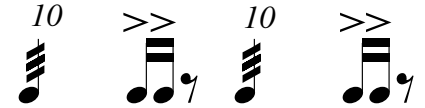
8. SIX STROKE ROLL   
R L L R L R R L

9. SEVEN STROKE ROLL \*   
R L R L L R R L  
L R L R L R R


### 10. NINE STROKE ROLL \*

  
R R L L L R R


### 11. TEN STROKE ROLL \*

  
R L R L R L R L  
L R L R L R L R


### 12. ELEVEN STROKE ROLL \*

  
R L R L R L R L  
L R L R L R L R


### 13. THIRTEEN STROKE ROLL \*

  
R R L L L R R

### 14. FIFTEEN STROKE ROLL \*

  
R L R L R L R L  
L R L R L R L R

### 15. SEVENTEEN STROKE ROLL

  
R R L L L R R

## II. DIDDLE RUDIMENTS

### 16. SINGLE PARADIDDLE \*

  
R L R R L L L R R

### 17. DOUBLE PARADIDDLE \*

  
R L R L R R L R L L  
L L R R L R L R L L

### 18. TRIPLE PARADIDDLE

  
R L R L R L R R L R L R L L  
L L R R L R L R L R L L

### 19. SINGLE PARADIDDLE-DIDDLE

  
R L R R L L R L R R L L  
L L R R L R L R L L R R


www.pas.org


\* These rudiments are also included in the original Standard 26 American Drum Rudiments.


Copyright © 1984 by the Percussive Arts Society™, 701 N.W. Ferris Ave., Lawton, OK 73507-5442

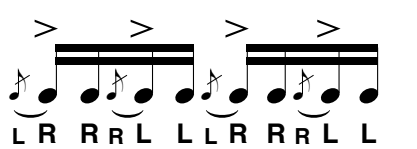
International Copyright Secured


All Rights Reserved

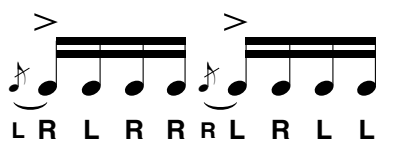
### III. FLAM RUDIMENTS


20. FLAM \*   
LR RL


21. FLAM ACCENT \*   
LR L R RL R L


22. FLAM TAP \*   
LR RRL LLR RRL L

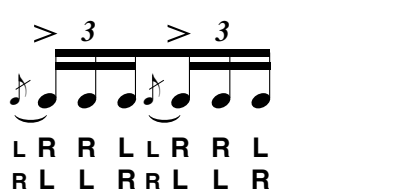
23. FLAMACUE \*   
LR L R LLR  
RL R L RRL


24. FLAM PARADIDDLE \*   
LR L R RRL R L L


25. SINGLE FLAMMED MILL   
LR R L RRL L R L

26. FLAM PARADIDDLE-DIDDLE \*   
LR L RRL L R L R L L RR

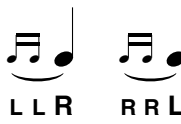
27. PATAFLAFLA   
LR L R RLL R L RRL

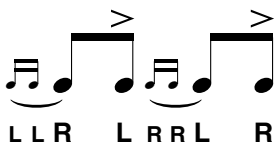
28. SWISS ARMY TRIPLET   
LR R LLR RL  
RL L RRL LLR


29. INVERTED FLAM TAP   
LR LRL RLR LRL R

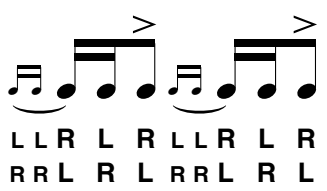
30. FLAM DRAG   
LR LL RRL RRL


### IV. DRAG RUDIMENTS


31. DRAG \*   
LLR RRL


32. SINGLE DRAG TAP \*   
LLR LRRL R


33. DOUBLE DRAG TAP \*   
LLR LLR L RRL RRL R

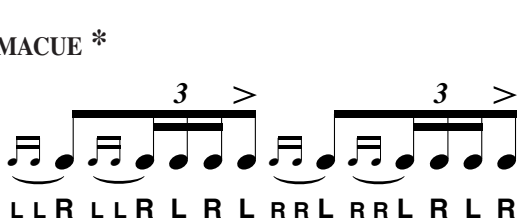
34. LESSON 25 \*   
LLR L R LLR L R  
RRL R L RRL R L

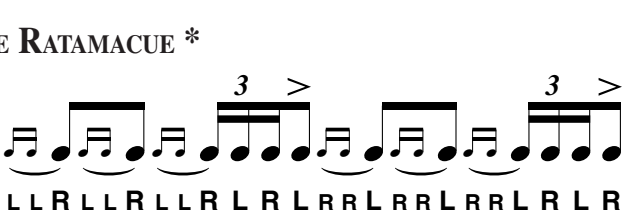
35. SINGLE DRAGDIDDLE   
RRL R R LLR L L

36. DRAG PARADIDDLE #1 \*   
R LLR L R R L RRL R L L

37. DRAG PARADIDDLE #2 \*   
R LLR LLR L R R L RRL RRL R L L

38. SINGLE RATAMACUE \*   
LLR L R L RRL R L R

39. DOUBLE RATAMACUE \*   
LLR LLR L R L RRL RRL R L R

40. TRIPLE RATAMACUE \*   
LLR LLR LLR L R L RRL RRL R L R